

Seller Central Integration Commerce & Revenue Recovery

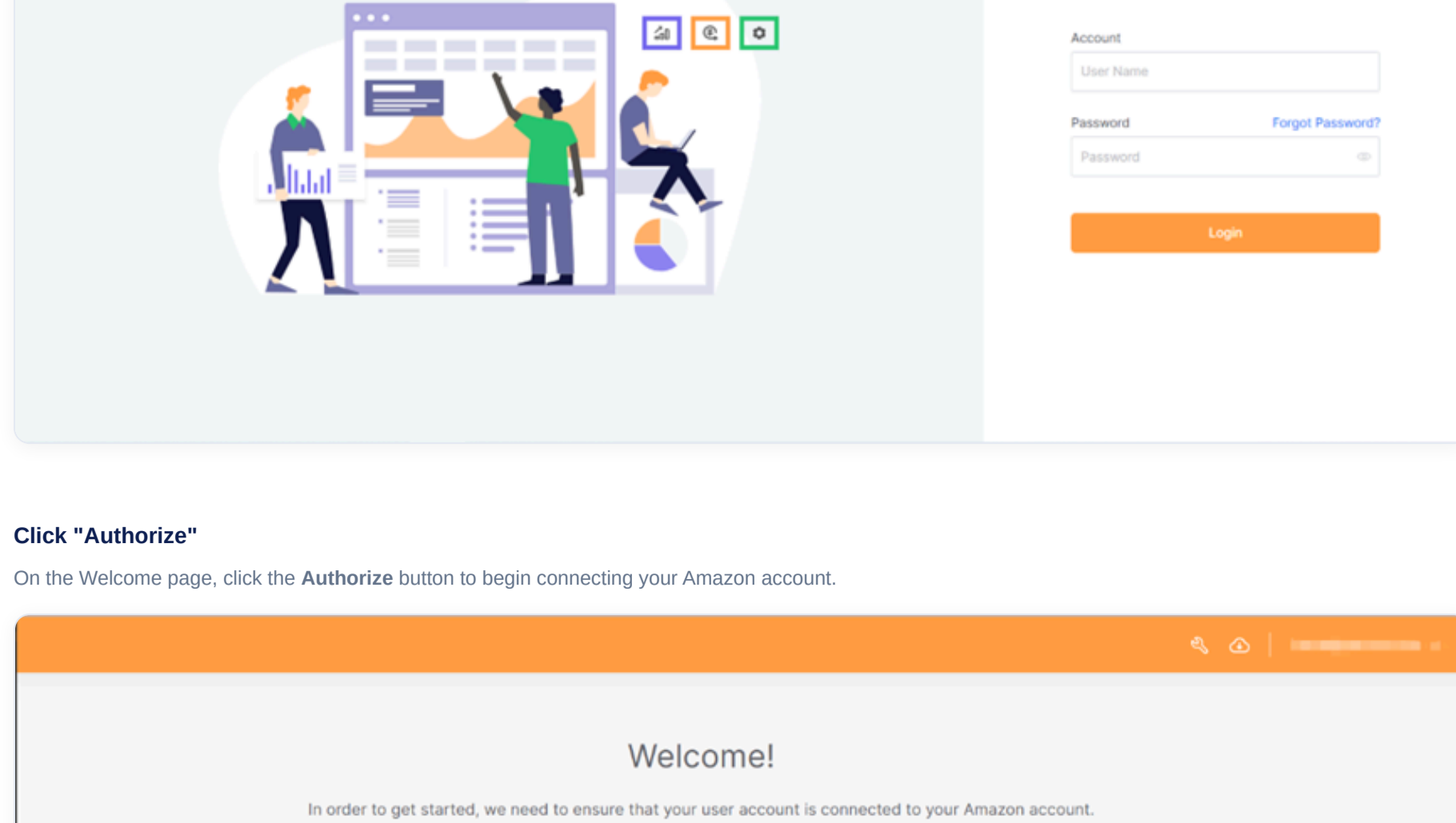
Step-by-step guide for connecting your Amazon Seller Central account to Pacvue Commerce via API and configuring the required user permissions.

PART 1

API Connection in Pacvue Commerce

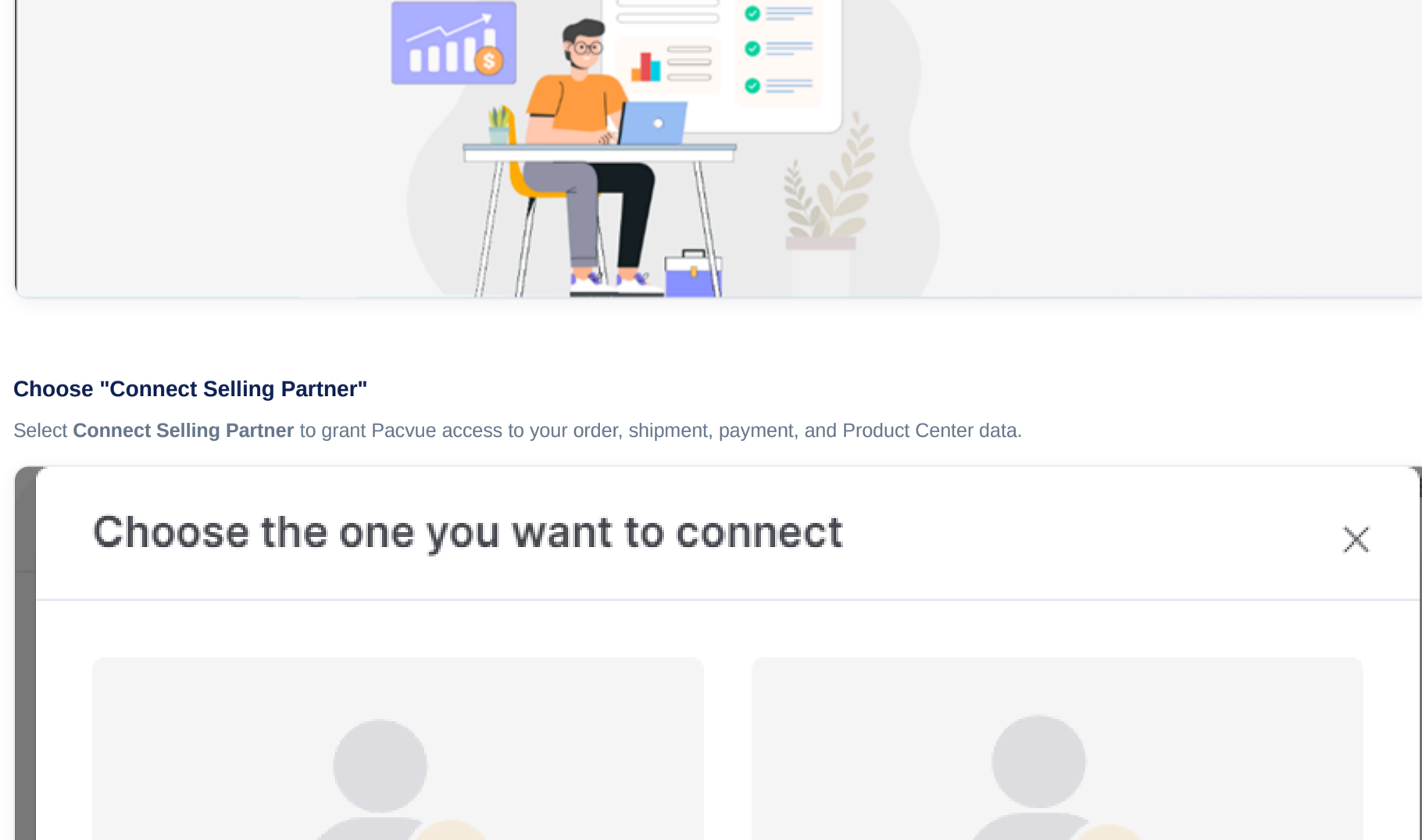
1 Log into Pacvue Commerce

Go to <https://commerce.pacvue.com> and sign in with your admin account credentials.



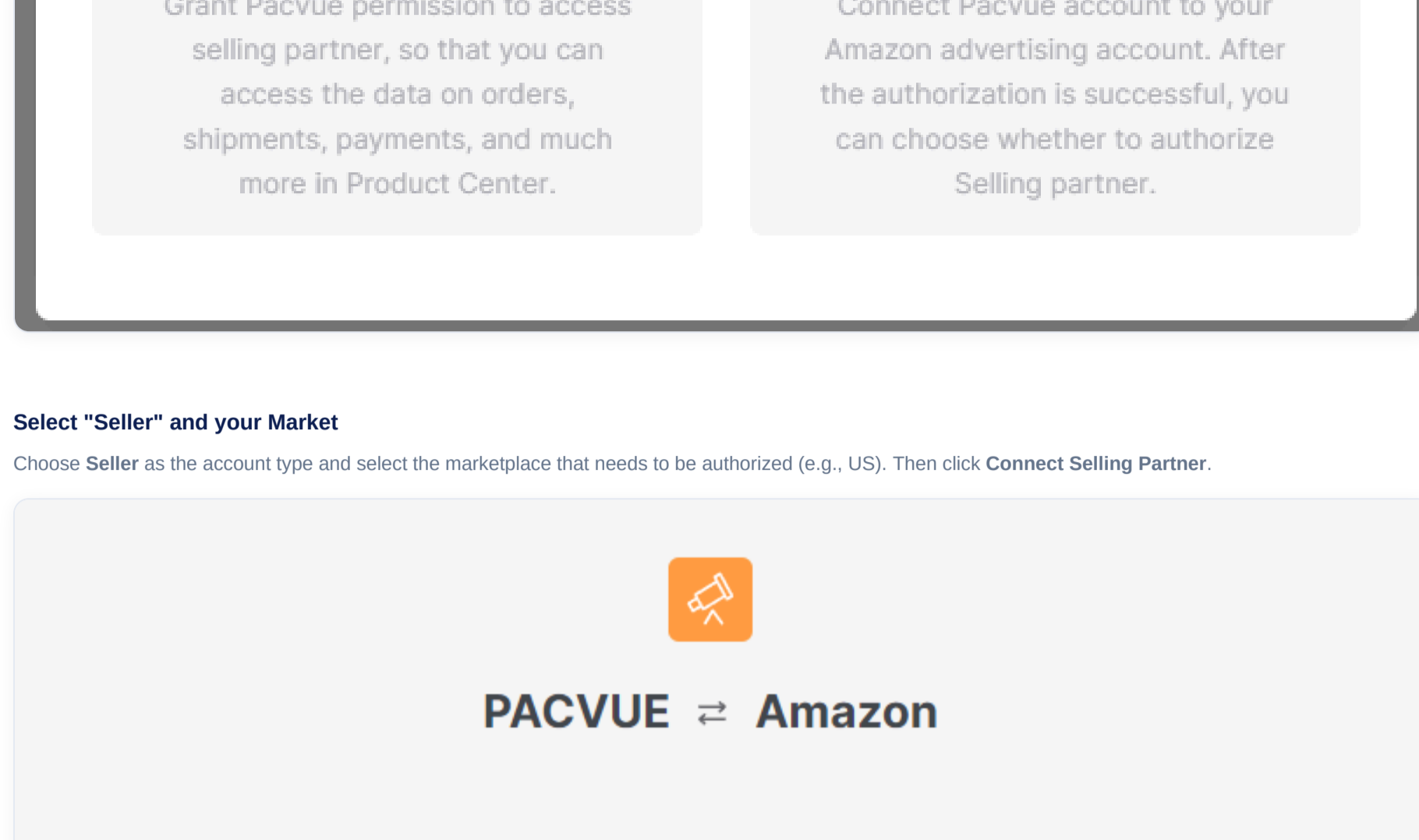
2 Click "Authorize"

On the Welcome page, click the Authorize button to begin connecting your Amazon account.



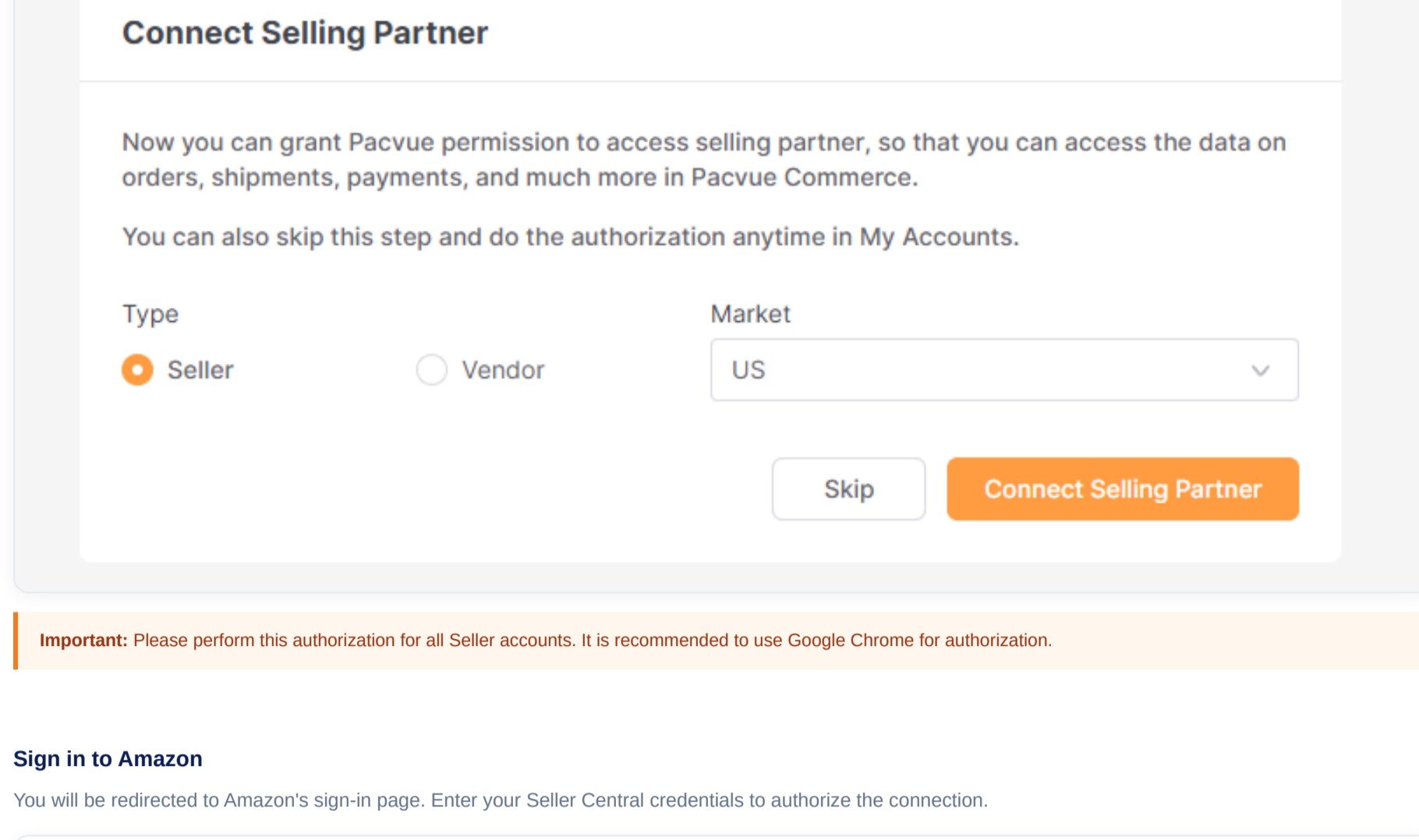
3 Choose "Connect Selling Partner"

Select Connect Selling Partner to grant Pacvue access to your order, shipment, payment, and Product Center data.



4 Select "Seller" and your Market

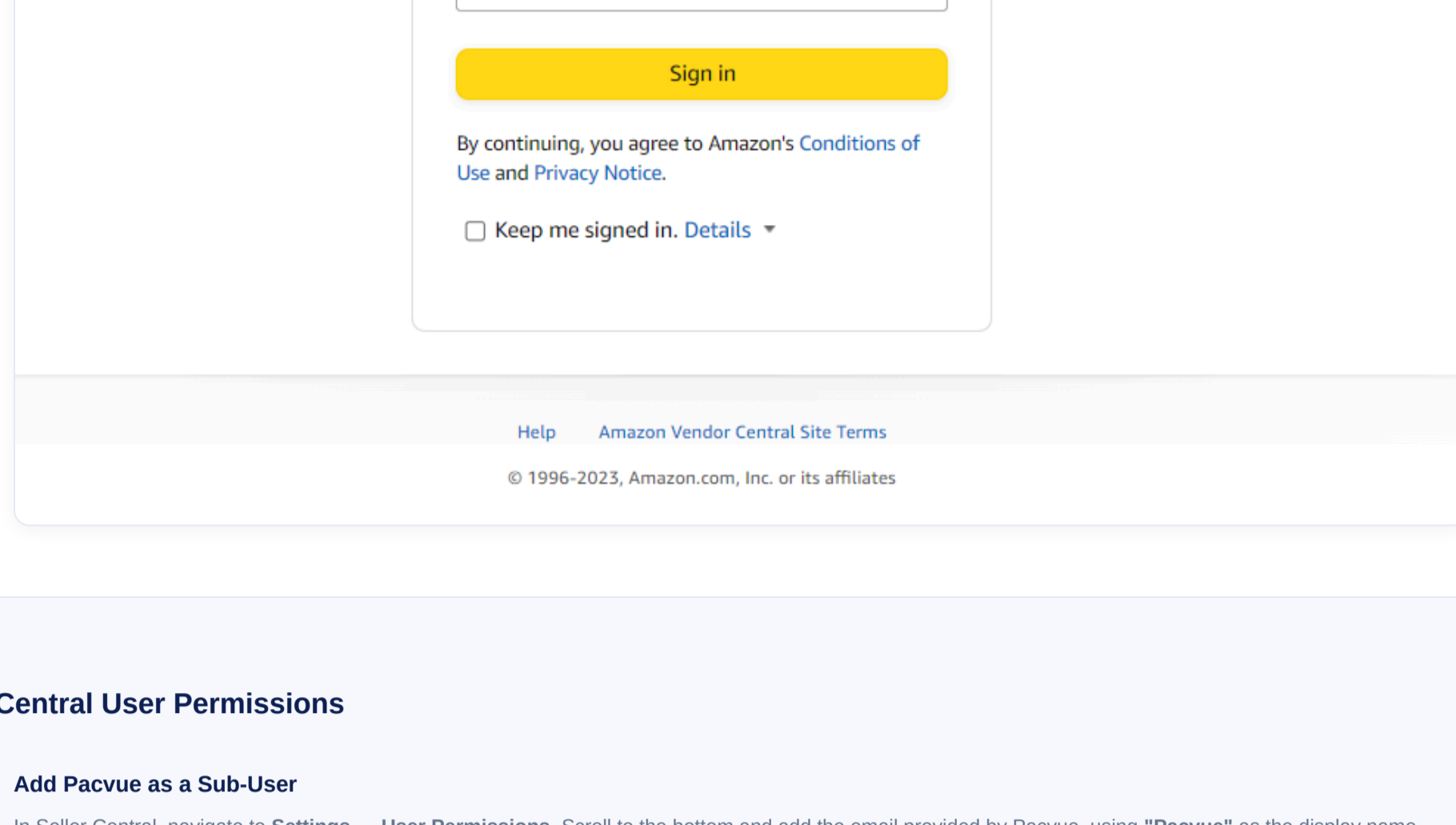
Choose Seller as the account type and select the marketplace that needs to be authorized (e.g., US). Then click Connect Selling Partner.



Important: Please perform this authorization for all Seller accounts. It is recommended to use Google Chrome for authorization.

5 Sign in to Amazon

You will be redirected to Amazon's sign-in page. Enter your Seller Central credentials to authorize the connection.



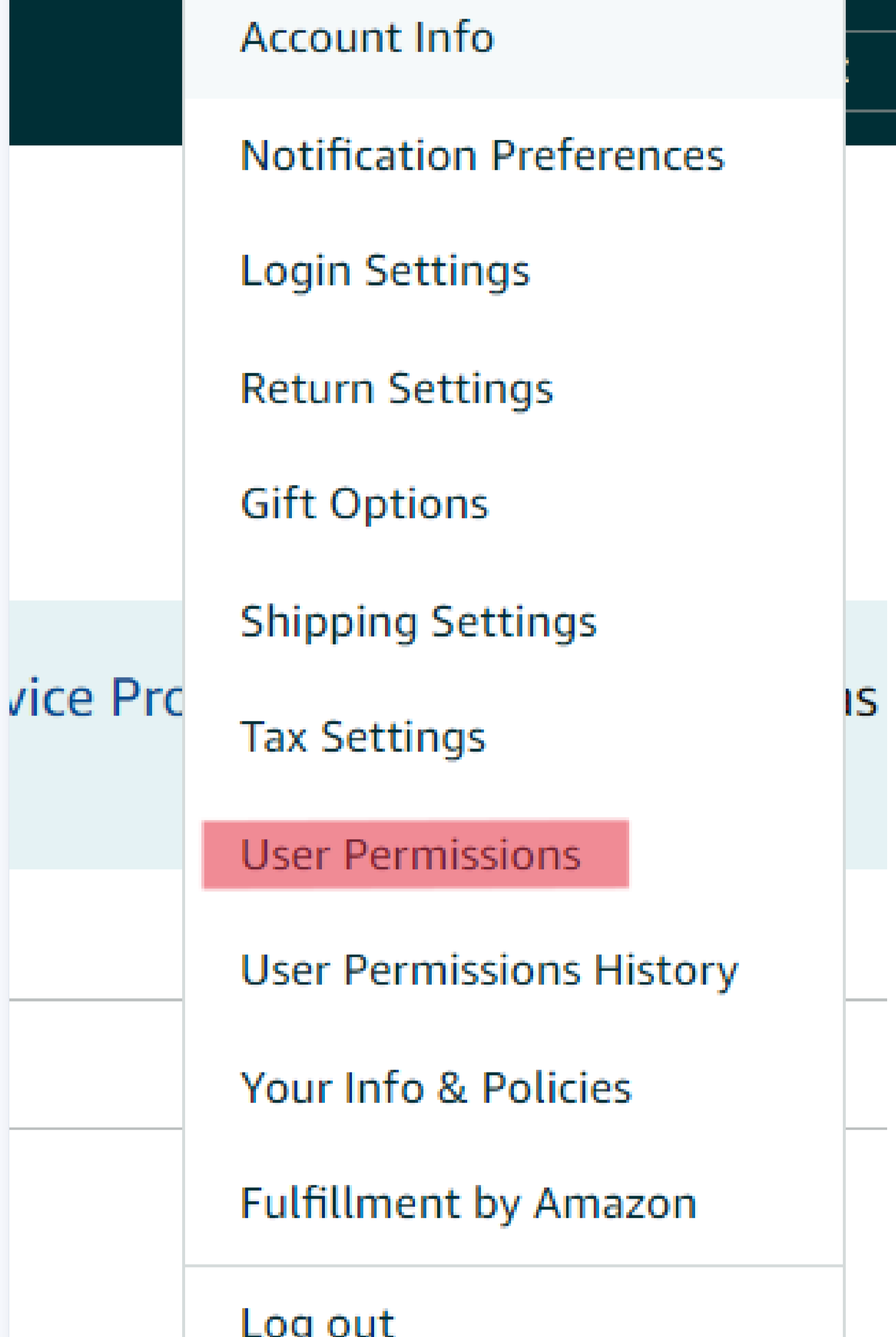
PART 2

Seller Central User Permissions

1 Add Pacvue as a Sub-User

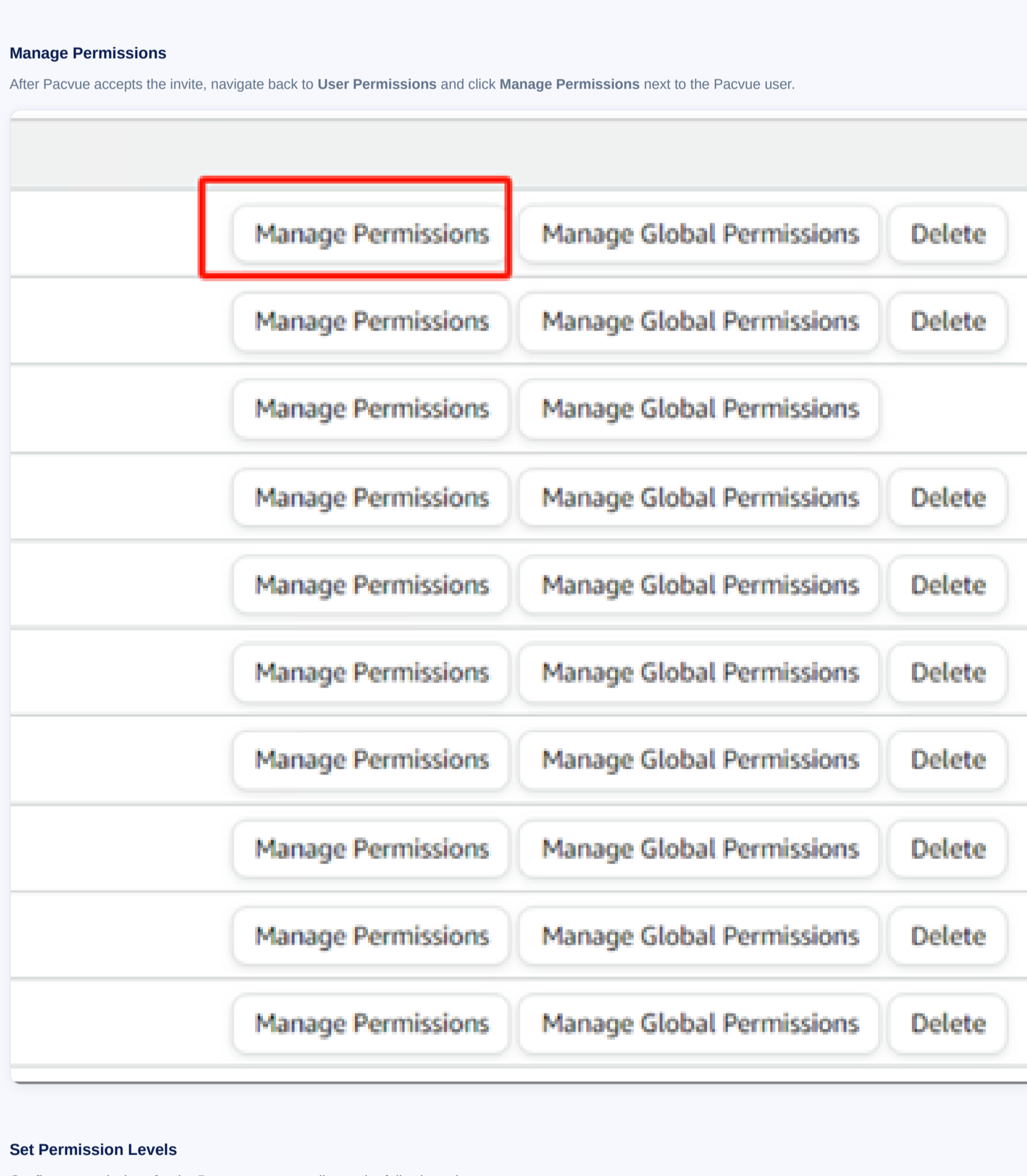
In Seller Central, navigate to Settings > User Permissions. Scroll to the bottom and add the email provided by Pacvue, using "Pacvue" as the display name.

Note: Once the invite is sent, please provide your Pacvue contact a list of Seller Central account names that you have granted access to.



2 Manage Permissions

After Pacvue accepts the invite, navigate back to User Permissions and click Manage Permissions next to the Pacvue user.



3 Set Permission Levels

Configure permissions for the Pacvue user according to the following rules:

- VIEW & EDIT** for all areas when possible (default)
- VIEW** when "View & Edit" is not available
- ADMIN** for Inventory Permission only

See the full permissions matrix below for detailed selections across all categories.

REFERENCE

Full Permissions Matrix

The following screenshots show the exact permission selections required for each category in Seller Central.

Category	None	View	View & Edit	Admin
Advertising				
A+ Content Manager	<input type="radio"/>	<input type="radio"/>	<input checked="" type="radio"/>	<input type="radio"/>
Campaign Manager	<input type="radio"/>	<input type="radio"/>	<input checked="" type="radio"/>	<input type="radio"/>
Coupons	<input type="radio"/>	<input type="radio"/>	<input checked="" type="radio"/>	<input type="radio"/>
Creator Connections	<input type="radio"/>	<input type="radio"/>	<input checked="" type="radio"/>	<input type="radio"/>
Customer Engagement	<input type="radio"/>	<input checked="" type="radio"/>	<input type="radio"/>	<input type="radio"/>
Deals	<input type="radio"/>	<input type="radio"/>	<input checked="" type="radio"/>	<input type="radio"/>
Early Reviewer Program	<input type="radio"/>	<input type="radio"/>	<input checked="" type="radio"/>	<input type="radio"/>
Posts(Beta) Enables users to view, edit, and create posts.	<input type="radio"/>	<input type="radio"/>	<input checked="" type="radio"/>	<input type="radio"/>
Prime Exclusive Discounts	<input type="radio"/>	<input type="radio"/>	<input checked="" type="radio"/>	<input type="radio"/>
Promotions	<input type="radio"/>	<input type="radio"/>	<input checked="" type="radio"/>	<input type="radio"/>
Register for Sponsored Products	<input type="radio"/>	<input checked="" type="radio"/>	<input type="radio"/>	<input type="radio"/>
Vine	<input type="radio"/>	<input type="radio"/>	<input checked="" type="radio"/>	<input type="radio"/>
Amazon Lending				
Loan Registration	<input type="radio"/>	<input type="radio"/>	<input checked="" type="radio"/>	<input type="radio"/>
Amazon Pay				
Manage Refunds	<input type="radio"/>	<input type="radio"/>	<input checked="" type="radio"/>	<input type="radio"/>
Growth				
Flexible Customer Financing	<input type="radio"/>	<input type="radio"/>	<input checked="" type="radio"/>	<input type="radio"/>
Marketplace Product Guidance Discover opportunities to expand your catalog to International stores. Access personalized asin recommendations and category insights to add new products across Amazon stores	<input type="radio"/>	<input type="radio"/>	<input checked="" type="radio"/>	<input type="radio"/>
Revenue Calculator Provide your fulfillment costs and see real-time cost comparisons between different fulfillment methods	<input type="radio"/>	<input checked="" type="radio"/>	<input type="radio"/>	<input type="radio"/>
Internal/Administrative Tools				
Upgrade/Downgrade	<input type="radio"/>	<input type="radio"/>	<input checked="" type="radio"/>	<input type="radio"/>
Inventory				
Fulfillment Programs	<input type="radio"/>	<input type="radio"/>	<input checked="" type="radio"/>	<input type="radio"/>
Image Management	<input type="radio"/>	<input checked="" type="radio"/>	<input type="radio"/>	<input type="radio"/>
Inventory Planning	<input type="radio"/>	<input type="radio"/>	<input checked="" type="radio"/>	<input type="radio"/>
Inventory performance	<input type="radio"/>	<input type="radio"/>	<input type="radio"/>	<input checked="" type="radio"/>
Item Classification/Guides	<input type="radio"/>	<input type="radio"/>	<input checked="" type="radio"/>	<input type="radio"/>
Manage FBA Inventory/Shipment	<input type="radio"/>	<input type="radio"/>	<input checked="" type="radio"/>	<input type="radio"/>
Manage Inventory/Add a Product	<input type="radio"/>	<input type="radio"/>	<input checked="" type="radio"/>	<input type="radio"/>
Manage Seller Fulfilled Products Access to Recommendations and Fulfillment Insights Dashboard (tab is hidden if there is no data available)	<input type="radio"/>	<input checked="" type="radio"/>	<input type="radio"/>	<input type="radio"/>
Remote Fulfillment with FBA Enables visibility to manage Remote Fulfillment with FBA performance, allows to manage remote fulfillment offers and destination marketplaces, as well as, download the program reports.	<input type="radio"/>	<input type="radio"/>	<input checked="" type="radio"/>	<input type="radio"/>
Seller Fulfilled Prime Performance	<input type="radio"/>	<input type="radio"/>	<input checked="" type="radio"/>	<input type="radio"/>
Selling applications	<input type="radio"/>	<input type="radio"/>	<input checked="" type="radio"/>	<input type="radio"/>
Upload Inventory	<input type="radio"/>	<input type="radio"/>	<input checked="" type="radio"/>	<input type="radio"/>
Upload and Manage Videos Upload and manage your product videos	<input type="radio"/>	<input type="radio"/>	<input checked="" type="radio"/>	<input type="radio"/>
Media Upload				
Image Uploading	<input type="radio"/>	<input type="radio"/>	<input checked="" type="radio"/>	<input type="radio"/>
Orders				
Manage Orders	<input type="radio"/>	<input type="radio"/>	<input checked="" type="radio"/>	<input type="radio"/>
Manage Refunds	<input type="radio"/>	<input type="radio"/>	<input checked="" type="radio"/>	<input type="radio"/>
Manage Returns	<input type="radio"/>	<input type="radio"/>	<input checked="" type="radio"/>	<input type="radio"/>
Manage SAFE-T Claims	<input type="radio"/>	<input type="radio"/>	<input checked="" type="radio"/>	<input type="radio"/>
Transactions Enables scheduling and download of Order Reports, and upload of Adjustments and Shipping Confirmations.	<input type="radio"/>	<input type="radio"/>	<input checked="" type="radio"/>	<input type="radio"/>
Performance				
Appeals Enables access to appeal listing and account deactivations.	<input type="radio"/>	<input type="radio"/>	<input checked="" type="radio"/>	<input type="radio"/>
Brand Referral Bonus	<input type="radio"/>	<input type="radio"/>	<input checked="" type="radio"/>	<input type="radio"/>
KPI Toolbar				
Selling Partner Appstore A directory of internal and external selling tools to manage and grow your business	<input type="radio"/>	<input checked="" type="radio"/>	<input type="radio"/>	<input type="radio"/>
Service Provider Network A directory of external providers that help with the complexity of selling on Amazon.	<input type="radio"/>	<input checked="" type="radio"/>	<input type="radio"/>	<input type="radio"/>
Voice of the Customer Enables access to the Voice of the Customer page	<input type="radio"/>	<input type="radio"/>	<input checked="" type="radio"/>	<input type="radio"/>
Pricing				
Automate Pricing	<input type="radio"/>	<input type="radio"/>	<input checked="" type="radio"/>	<input type="radio"/>
Negotiated Pricing	<input type="radio"/>	<input type="radio"/>	<input checked="" type="radio"/>	<input type="radio"/>
Pricing	<input type="radio"/>	<input checked="" type="radio"/>	<input type="radio"/>	<input type="radio"/>
Pricing Health	<input type="radio"/>	<input type="radio"/>	<input checked="" type="radio"/>	<input type="radio"/>
Reports				
Account Health	<input type="radio"/>	<input checked="" type="radio"/>	<input type="radio"/>	<input type="radio"/>
Customer Metrics	<input type="radio"/>	<input type="radio"/>	<input checked="" type="radio"/>	<input type="radio"/>
Amazon Selling Coach	<input type="radio"/>	<input checked="" type="radio"/>	<input type="radio"/>	<input type="radio"/>
Brand Analytics	<input type="radio"/>	<input checked="" type="radio"/>	<input type="radio"/>	<input type="radio"/>
Brand Catalog Manager	<input type="radio"/>	<input type="radio"/>	<input checked="" type="radio"/>	<input type="radio"/>
Business Reports (B2B), Sales Summary	<input type="radio"/>	<input checked="" type="radio"/>	<input type="radio"/>	<input type="radio"/>
Business Reports, Sales Summary	<input type="radio"/>	<input type="radio"/>	<input checked="" type="radio"/>	<input type="radio"/>
Custom Reports	<input type="radio"/>	<input checked="" type="radio"/>	<input type="radio"/>	<input type="radio"/>
Feedback	<input type="radio"/>	<input type="radio"/>	<input checked="" type="radio"/>	<input type="radio"/>
Fulfillment Reports	<input type="radio"/>	<input checked="" type="radio"/>	<input type="radio"/>	<input type="radio"/>
Fulfillment Tax Reports	<input type="radio"/>	<input checked="" type="radio"/>	<input type="radio"/>	<input type="radio"/>
Growth Opportunities Growth Opportunities is a centralized growth recommendation experience containing targeted recommendations to help grow your business.	<input type="radio"/>	<input checked="" type="radio"/>	<input type="radio"/>	<input type="radio"/>
Operations Report A-to-Z Guarantee Claims	<input type="radio"/>	<input type="radio"/>	<input checked="" type="radio"/>	<input type="radio"/>
Payments Enables access to the Payments report and visibility of the home page Payments Summary.	<input type="radio"/>	<input type="radio"/>	<input checked="" type="radio"/>	<input type="radio"/>
Product Ads Invoice History	<input type="radio"/>	<input type="radio"/>	<input checked="" type="radio"/>	<input type="radio"/>
Product Ads Performance Reports	<input type="radio"/>	<input checked="" type="radio"/>	<input type="radio"/>	<input type="radio"/>
Promotions Performance	<input type="radio"/>	<input checked="" type="radio"/>	<input type="radio"/>	<input type="radio"/>
Sales Tax Report	<input type="radio"/>	<input type="radio"/>	<input checked="" type="radio"/>	<input type="radio"/>
Sell Globally: Getting Started	<input type="radio"/>	<input type="radio"/>	<input checked="" type="radio"/>	<input type="radio"/>
Seller Fee Tax Invoices	<input type="radio"/>	<input type="radio"/>	<input checked="" type="radio"/>	<input type="radio"/>
Tax Document Library	<input type="radio"/>	<input type="radio"/>	<input checked="" type="radio"/>	<input type="radio"/>
Services				
Compliance Central	<input type="radio"/>	<input type="radio"/>	<input checked="" type="radio"/>	<input type="radio"/>
Premium Services Enables ability to manage SAS Core enrollment	<input type="radio"/>	<input type="radio"/>	<input checked="" type="radio"/>	<input type="radio"/>
Settings				
Amazon Business Seller Feature Access	<input type="radio"/>	<input type="radio"/>	<input checked="" type="radio"/>	<input type="radio"/>
Amazon Global Logistics	<input type="radio"/>	<input type="radio"/>	<input checked="" type="radio"/>	<input type="radio"/>
Business Insurance Enables viewing and editing of your business insurance details on the "Account Info" page.	<input type="radio"/>	<input type="radio"/>	<input checked="" type="radio"/>	<input type="radio"/>
Fulfillment Settings	<input type="radio"/>	<input type="radio"/>	<input checked="" type="radio"/>	<input type="radio"/>
Gift Options	<input type="radio"/>	<input type="radio"/>	<input checked="" type="radio"/>	<input type="radio"/>
Manage Carrier Accounts	<input type="radio"/>	<input type="radio"/>	<input checked="" type="radio"/>	<input type="radio"/>
Manage Your Cases Enables user to create, view, and reply to all support cases on your Selling Account.	<input type="radio"/>	<input type="radio"/>	<input checked="" type="radio"/>	<input type="radio"/>
Messaging Access Enables user to read and send messages to your Amazon customers.	<input type="radio"/>	<input type="radio"/>	<input checked="" type="radio"/>	<input type="radio"/>
Seller Configuration	<input type="radio"/>	<input type="radio"/>	<input checked="" type="radio"/>	<input type="radio"/>
Shipping Settings	<input type="radio"/>	<input type="radio"/>	<input checked="" type="radio"/>	<input type="radio"/>
Tax Settings	<input type="radio"/>	<input type="radio"/>	<input checked="" type="radio"/>	<input type="radio"/>
User Permissions Warning: by granting this right you are making this user a superuser.	<input type="radio"/>	<input type="radio"/>	<input checked="" type="radio"/>	<input type="radio"/>
Store Design				
Storefront Names	<input type="radio"/>	<input type="radio"/>	<input checked="" type="radio"/>	<input type="radio"/>
Stores Builder	<input type="radio"/>	<input type="radio"/>	<input checked="" type="radio"/>	<input type="radio"/>
Your Info & Policies	<input type="radio"/>	<input type="radio"/>	<input checked="" type="radio"/>	<input type="radio"/>